RIB DRIVER SAFETY
GC32 RIVA CUP

Introduction

GC32 Catamaran and racing with them can be extreme dangerous. This information shall provide a guide for GC32 Support Boat Drivers and Competing Teams to improve safety on the race course.

Key points to this presentation are:

- Restricted Racing Area and Zones
- Restricted Racing Area and Zones with distances
- Description of boats allowed in areas and zones
- Description of flags displayed on boat allowed in the areas and zones
- Important rules for GC32 Ribs Drivers
- Race documentation requirements
  - Notice of Race
  - Sailing Instructions

GC32 Restricted Area / GC32 Riva Cup

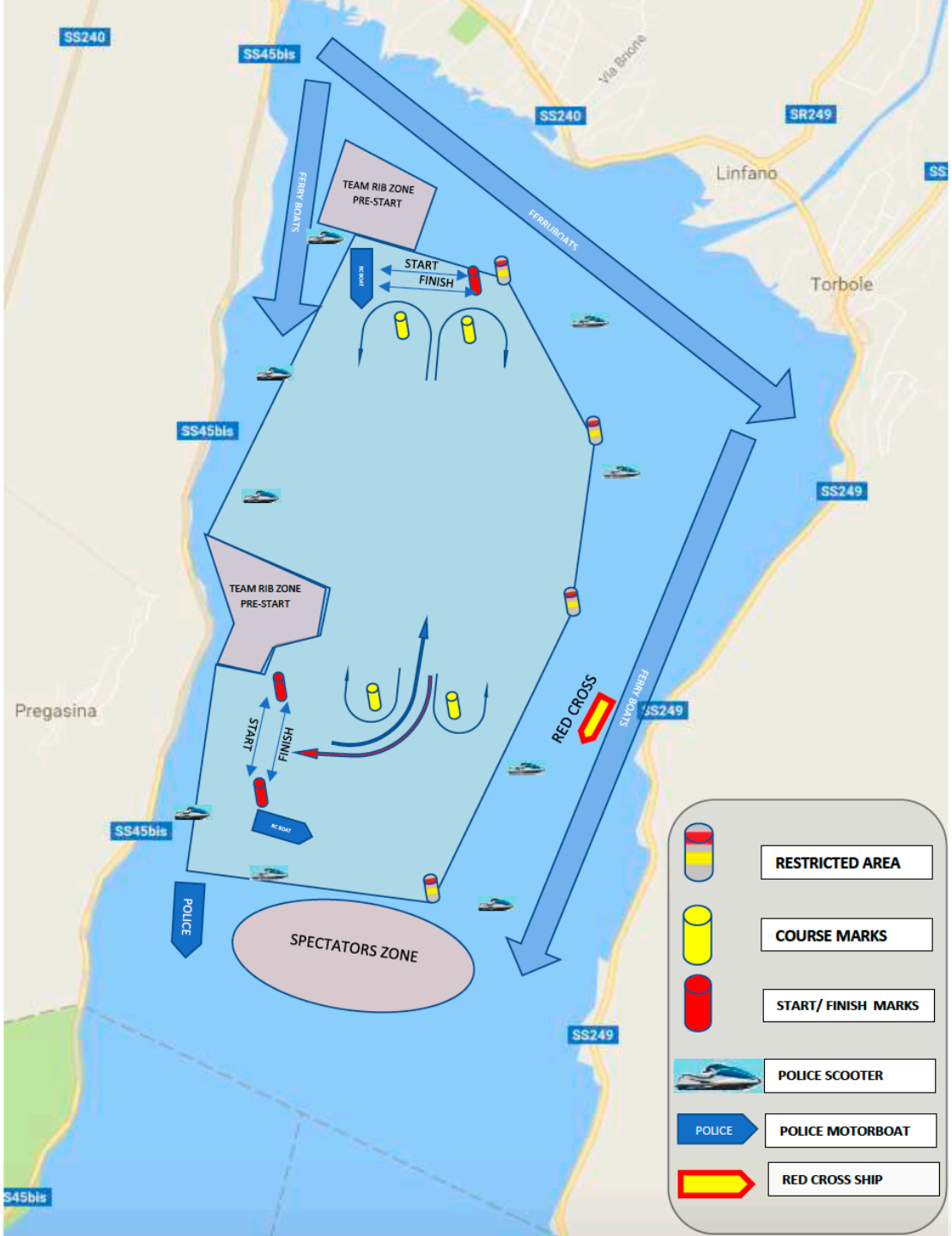

GC32 Restricted Race Course Area

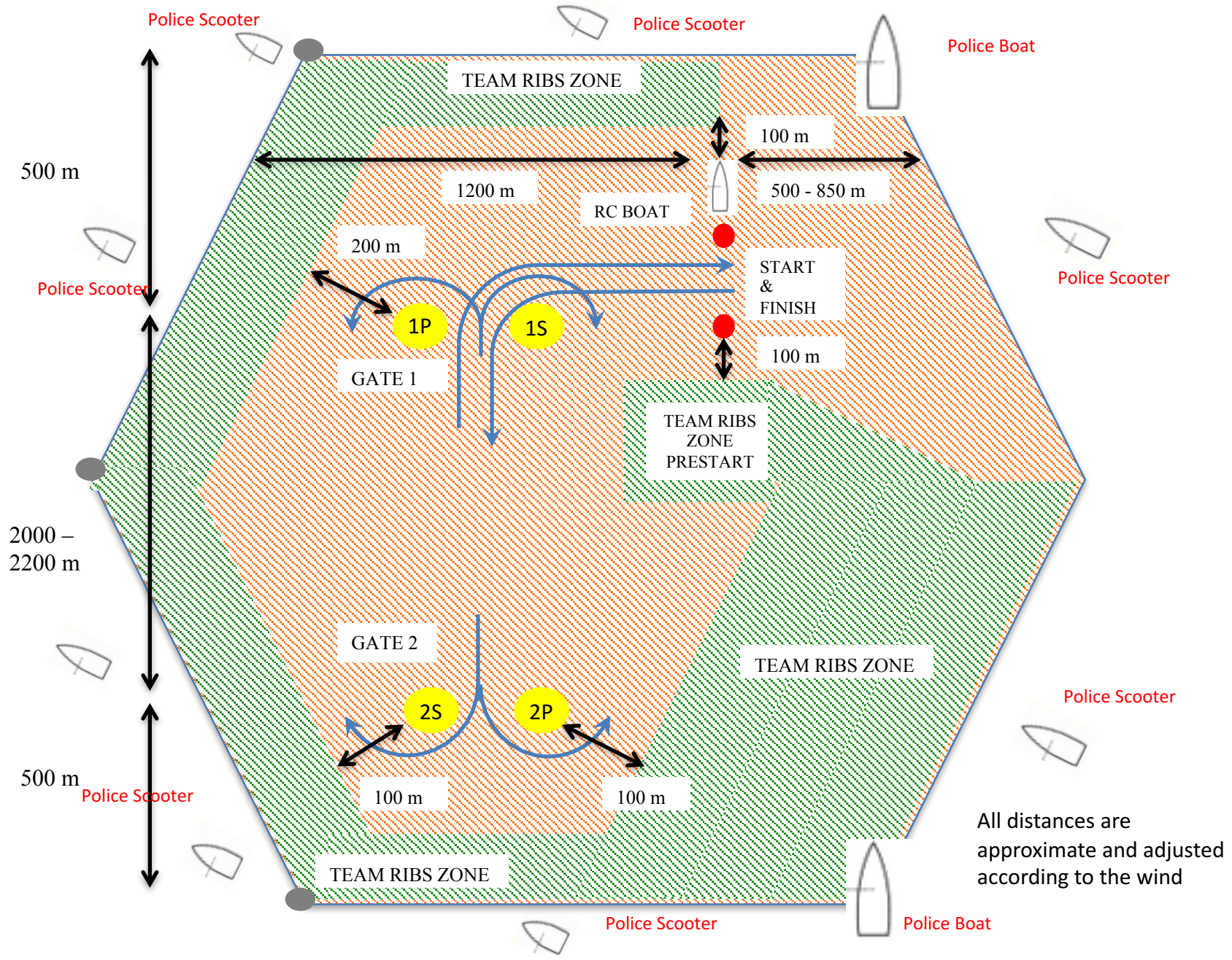

All distances are approximate and adjusted according to the wind

GC32 RT 2017

Emergency Plan / GC32 Riva Cup

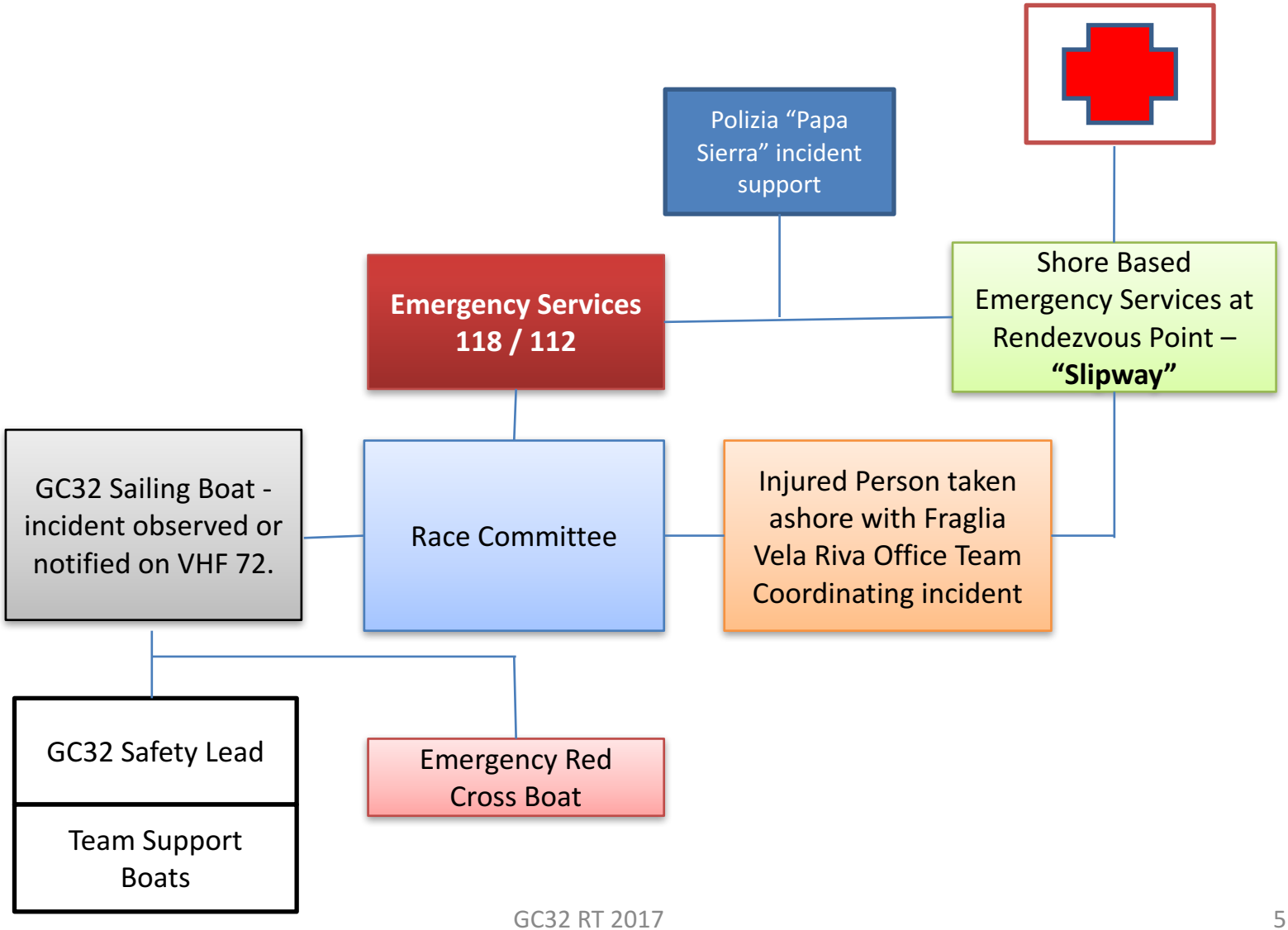

Pick Up Point / GC32 Riva Cup

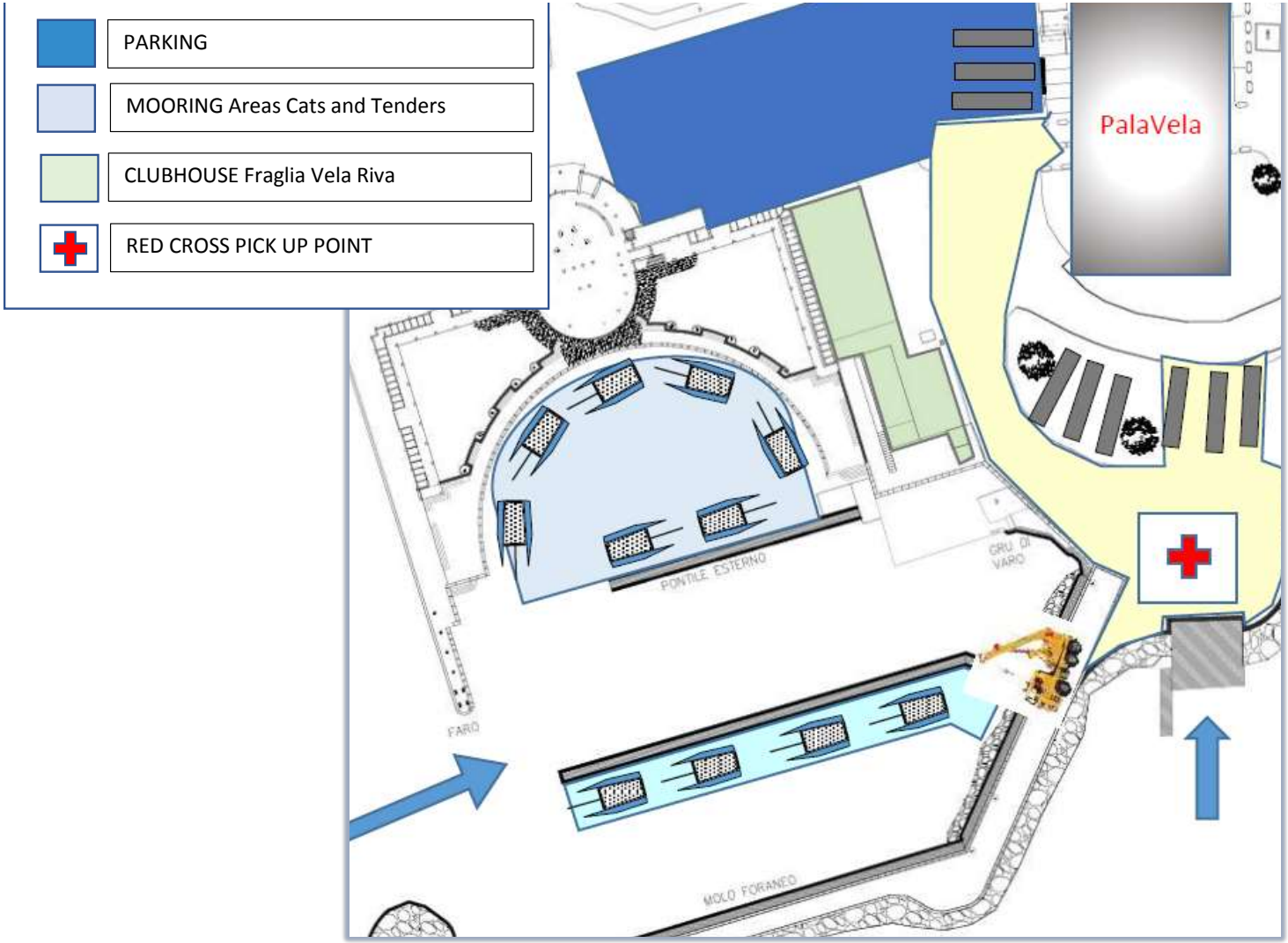

Flags displayed for boats allowed in Restricted Race Course Area

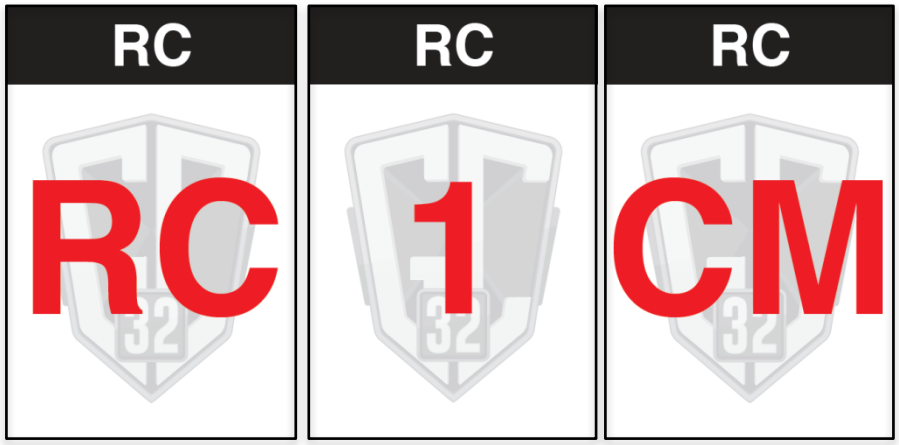



Allowed boats in Restricted Race Course Area

Only the following boats are allowed in the area during racing:

- Race committee boat (1) / RC flag
- Umpires ribs (3) / Jury flags n° 1 - 3
- Safety Leader rib (1) / Safety flag n° 1
- Marks layers ribs (4) / RC flags n° 1 – 4 (Shall stay clear of all racing and only intervene if absolutely necessary)
- Official GC32 video rib (1) / Press flag n° 1 (Shall stay clear of all racing)
- Official GC32 press rib (1) / Press flag n° 2 (Shall stay clear of all racing)
- GC32 Class Manager (1) / GC32 CM flag

All rib drivers need to be approved and instructed by the GC32 Class. Personal floatation devices and kill cords must be worn at all times.

The following boats are allowed in the green zone only during racing:

- Team ribs (11) / Team flags n° 1 – 11
- Hospitality ribs (2) / VIP flags n° 1 + 2
- VIP ribs (Max 2) / VIP flags n° 3 + 4

It happens so quick!

Important Rules for GC32 Rib Drivers

GC32 characteristics

- GC32 catamarans appear out of nowhere almost silent – Be aware !
- GC32 catamarans sail at high speeds of up to 40 knots – Be aware !
- GC32 catamarans can quickly change the course / angle because of changes in the wind direction or pressure – Be aware!
- When bearing away and/or deploying the gennaker, the GC32 can accelerate from 15 to 30-35 knots,
- When foiling, the GC32 has an approximate 10° drift to leeward,
- When gybing, the GC32 route may vary from about 90° from side to side,
- A lost of grip will generate a strong windward heeling and may end with 1 crew overboard!
- The helmsman's field of vision is very narrow (from the forestay to the windward bow)
- Avoiding an obstacle such as non-maneuverable RIB is considered as a last chance maneuver and may end with 1 or 2 crews overboard! Don't forget the GC32 helmsman expects that the RIB will move…

Important Rules for GC32 Support Boat Drivers

Required:

- Personal buoyancy aid (ISO standard) must be worn at all times while afloat, driver must wear kill cord,
- Engine should never be turned off,
- Pay special attention to the GC32 and to other RIBS,
- Distress arms signs must be actively waved in case of non-maneuverability,
- Never sail or stay in an area or zone that you are not entitled to be,
- Respect the areas and zones and their distances,
- Respect the areas and zones and their distances. In doubt stay further away from the limits rather then to close
- Always point your bow in the escape direction, as you will be fast enough in reverse…
- Never sail or stay in front of a GC32 or in the blind angle of the crew,
- Never follow a GC32 in his wake; if a crew falls overboard you might hit him,
- Be aware of the quick change of course / angle because of maneuvers and wind changes (direction and pressure),

Important Rules for GC32 Rib Drivers

RIB & Drivers

Don’t forget the huge boat speed difference:

- 5 knots = 2.57 meters / second
- 10 knots = 5.14 m/s
- 15 knots = 7.72 m/s
- 20 knots = 10.29 m/s
- 25 knots = 12.86 m/s
- 30 knots = 15.43 m/s
- 35 knots = 18 m/s
- 40 knots = 20.58 m/s

THANK YOU ! ENJOY AND BE SAFE !