

# GC32 RIB DRIVER SAFETY

## GC32 LAGOS CUP 2023



**RACING TOUR**

GC32 RACING TOUR 2023

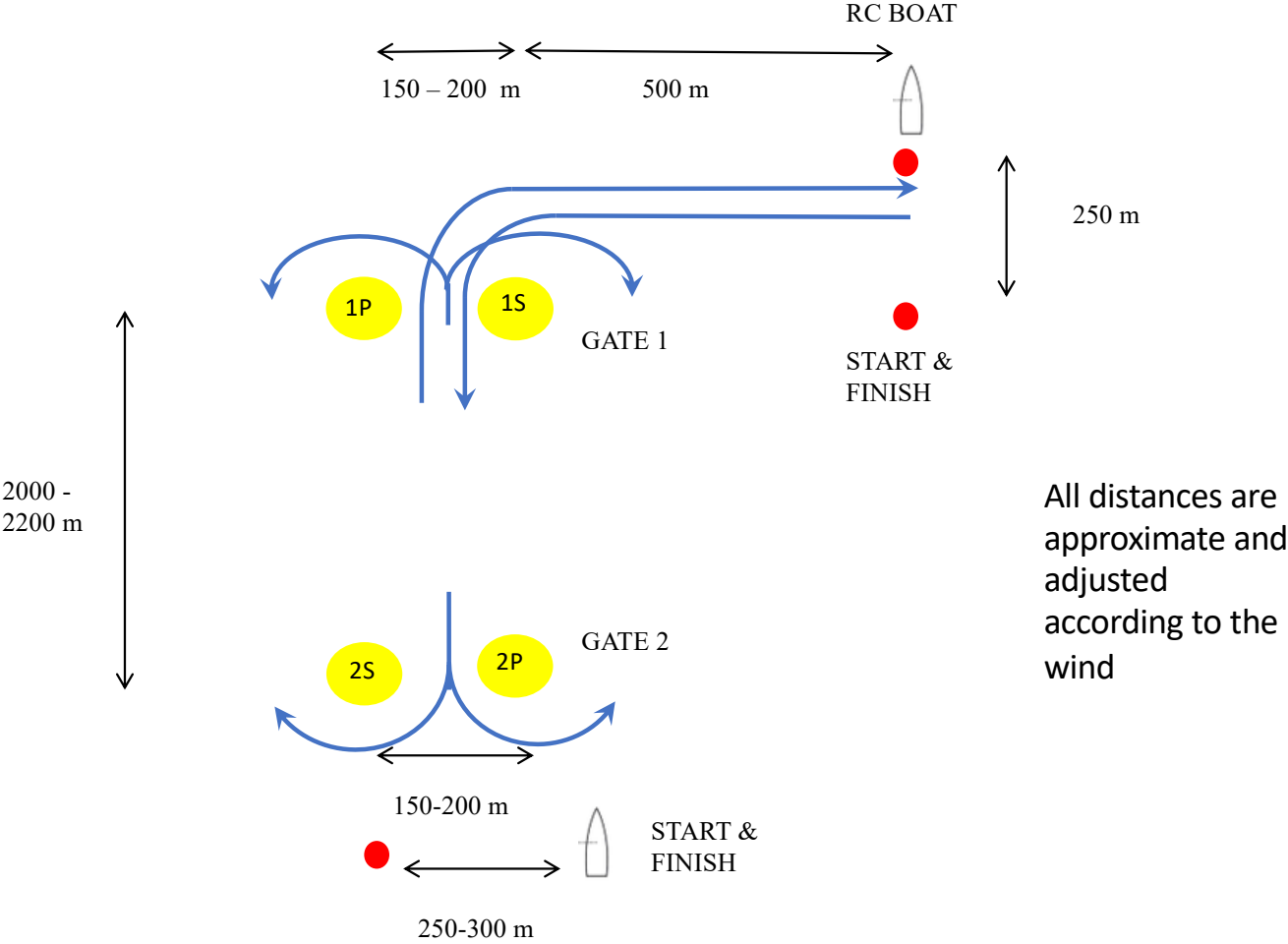
# Introduction

GC32 catamaran and racing with them can be extremely dangerous. This information provides a guide for GC32 Support Boat Drivers and Competing Teams to improve safety on the race course.




Key points to this presentation are:

- Description of the flags displayed on boat allowed in the areas and zones
- Race Course Area Diagrams
- Restricted Racing Area and Zones with distances
- Details of boats allowed in Areas and Zones
- Guidelines for GC32 Ribs Drivers

# GC32 Standard Race Course Sizes and Measurements

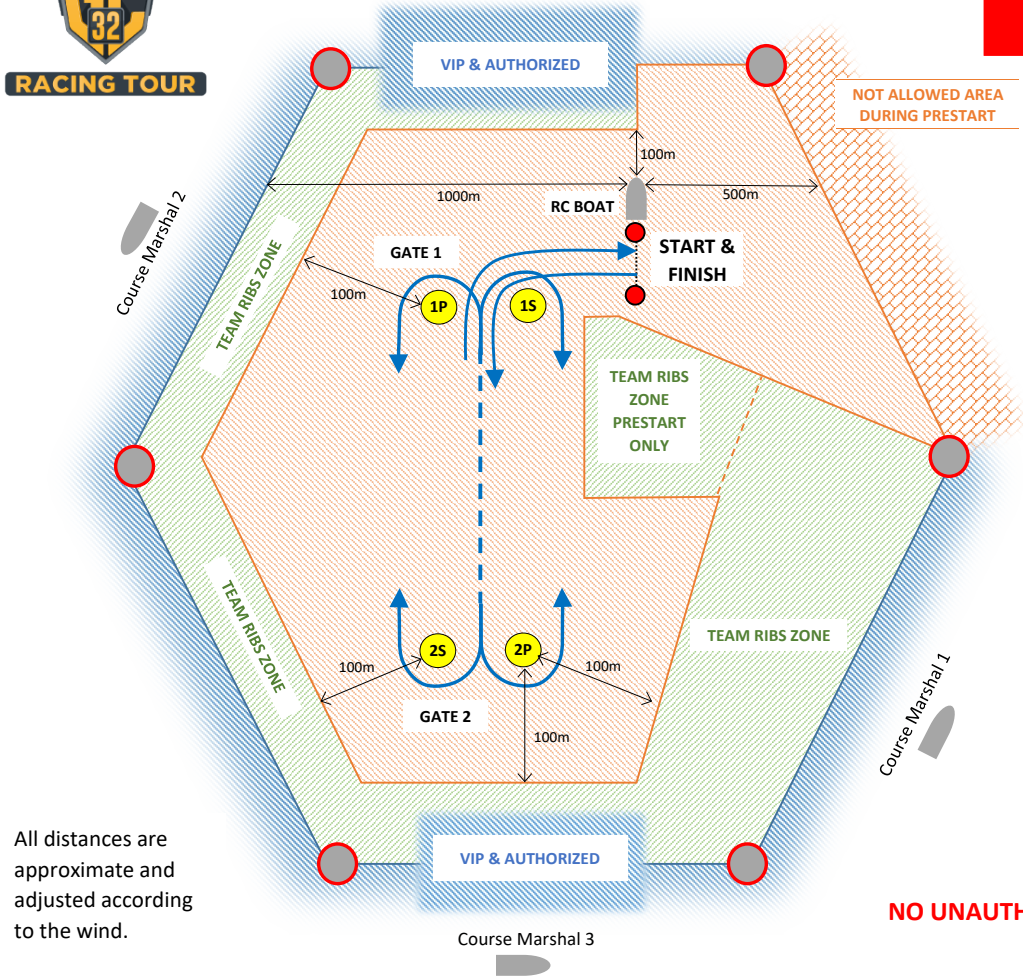


## Flags on Boats allowed in the Restricted Race Course Area





**GC32 RESTRICTED RACE COURSE AREA  
REACHING START**



**LEGEND FLAGS BOATS ZONES:**

FULL ACCESS BOATS
RC
RC1
RC2
RC3
CM
U1
U2
U3
SAFETY 1
PRESS 1
PRESS 2

GREEN ZONE
ALL TEAM SUPPORT RIBS

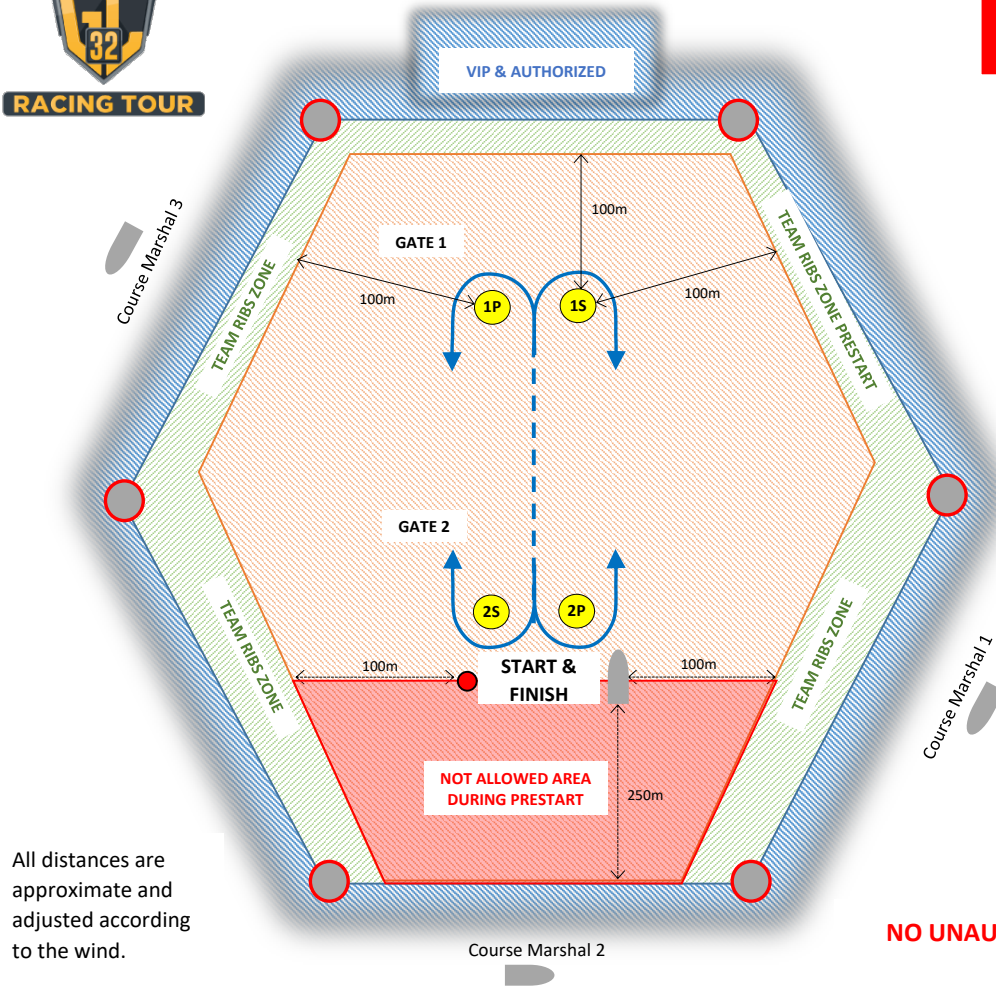
BLUE ZONE
VIP 1 – 7
PRESS 3

All distances are approximate and adjusted according to the wind.

**NO UNAUTHORIZED BOATS/RIBS ARE ALLOWED TO ENTER THE RESTRICTED AREA!**



**GC32 RESTRICTED RACE COURSE AREA  
UPWIND START**



All distances are approximate and adjusted according to the wind.

**LEGEND FLAGS BOATS ZONES:**

FULL ACCESS BOATS	
RC	
RC1	
RC2	
RC3	
CM	
U1	
U2	
U3	
SAFTEY 1	
PRESS 1	
PRESS 2	

GREEN ZONE	
ALL TEAM SUPPORT RIBS	

BLUE ZONE	
VIP 1 – 7	
PRESS 3	

**NO UNAUTHORIZED BOATS/RIBS ARE ALLOWED TO ENTER THE RESTRICTED AREA!**

# Boats that are allowed in Restricted Race Course Area

Only the following boats are allowed in the area during racing:

- Race committee boat (1) / RC flag
- Umpires RIB / Jury flags n° 1 - 4
- Safety Leader RIB (2) / Safety flag n° 1 - 2
- Marks layers RIB (4) / RC flags n° 1 – 4 (Shall stay clear of all boats racing and only intervene if absolutely necessary)
- Official GC32 video RIB (1) / Press flag n° 1 (Shall stay clear of all boats racing)
- Official GC32 press RIB (1) / Press flag n° 2 (Shall stay clear of all boats racing)
- GC32 Class Manager (1) / GC32 CM flag

All RIB drivers need to be approved and instructed by the GC32 Class. Personal floatation devices and kill cords must be worn at all times by the RIB drivers.

The following boats are allowed in the green zone only during racing:

- Team RIB (7) / Team flags n° 1 – 7
- VIP ribs / VIP flags

# It happens so quick!



GC32 RACING TOUR 2022



# Important Facts for Rib Drivers

## **GC32 characteristics**

- GC32 catamarans appear out of nowhere almost silent – Be aware!
- GC32 catamarans sail at high speeds of up to 40 knots – Be aware!
- GC32 catamarans can quickly change the course / angle because of changes in the wind direction or pressure. Be aware of the quick change of course / angle because of maneuvers and wind changes (direction and pressure).
- When bearing away and/or deploying the gennaker, the GC32 can accelerate from 15 to 30-35 knots.
- When foiling, the GC32 has an approximate 10° drift to leeward,
- When gybing, the GC32 course may vary about 90° from tack to tack.

# Important Facts for Rib Drivers part 2

## **GC32 characteristics part 2**

- A lost of grip will generate a strong windward heeling and may end with 1 crew overboard!
- The helmsman's field of vision is very narrow (from the forestay to the windward bow)
- Avoiding an obstacle such as non-maneuverable RIB is considered as a last chance maneuver and may end with 1 or 2 crews overboard! Don't forget the GC32 helmsman expects that the RIB will move...

# Requirements for GC32 RIB Drivers

## Required:

- Personal buoyancy aid (ISO standard) shall be worn at all times while afloat and the driver must wear kill cord.
- The RIB engine should never be turned off and you should always point your bow in the escape direction, as you will not be fast enough in reverse!
- Keep a good lookout and pay special attention to the GC32 and to other RIBS
- Distress arms signs must be actively waved in case of non-maneuverability.
- Do not enter an area or zone that you are not entitled to be in.
- Respect the areas and zones and their distances. In doubt stay further away from the limits rather than being too close.
- Never position the RIB in front of a GC32 or in the blind angle of the crew.
- Never follow a GC32 in their wake; if a crew falls overboard you might hit them.
- Be aware of the quick change of course / angle because of maneuvers and wind changes (direction and pressure).

# GC32 Speeds.....

Don't forget the huge boat speed difference:

- 5 knots = 2.57 meters / second
- 10 knots = 5.14 m/s
- 15 knots = 7.72 m/s
- 20 knots = 10.29 m/s
- 25 knots = 12.86 m/s
- 30 knots = 15.43 m/s
- 35 knots = 18 m/s
- 40 knots = 20.58 m/s

THANK YOU! ENJOY THE RACING AND BE SAFE!

